










Quick Guide to Writing an Effective College Improvement Plan

Driving College-Wide Improvement



Table of Contents

	About	3
	Steps to Writing a College Improvement Plan	4
	Key Considerations	5
	Common Pitfalls to Avoid	6
	Final Tips	7
	CollegeiP – tool for improvement planning	8
	Contact Us	10

About



As the new academic year approaches, crafting a comprehensive College Improvement Plan (CIP) is crucial for setting clear goals, allocating resources effectively, and ensuring continuous improvement.

Here are essential steps, considerations, and common pitfalls to guide you in the process.

19+

Years of operations

1,000+

Organisations
worldwide

100+

Groups

50k+

Users



Damien Roberts
Derventio Education



Steps to Writing a College Improvement Plan

- **Review Current Performance**

- Analyse data from the previous year, including academic results, staff feedback, and stakeholder surveys.
- Identify strengths, weaknesses, opportunities, and threats (SWOT analysis).

- **Engage Stakeholders**

- Collaborate with staff, students, parents, and governors to gather diverse perspectives.
- Ensure alignment with your college's mission, vision, and values.

- **Set SMART Goals**

- Goals should be Specific, Measurable, Achievable, Relevant, and Time-bound.
- Prioritise areas that will have the most significant impact on student outcomes and college improvement.

- **Develop Action Plans**

- Break each goal into actionable steps with clear timelines and responsibilities.
- Assign accountability to specific individuals or teams.

- **Budget and Resource Allocation**

- Align your plan with available resources, including staff, funding, and materials.
- Factor in professional development needs to support staff in achieving objectives.

- **Integrate Monitoring and Evaluation**

- Establish success criteria and metrics for tracking progress.
- Schedule regular review points to adapt the plan as needed.



PRO TIP:

Involve the Whole Team Early:

Engaging staff and stakeholders at the start fosters buy-in and ensures a shared vision for the plan's goals.

Key Considerations

- **Focus on Student Outcomes:** Ensure that all goals and actions ultimately benefit student learning and well-being.
- **Inclusion and Equity:** Address the needs of diverse learners, including those with special educational needs or English as an additional language.
- **Alignment with National Priorities:** Consider any relevant government policies or inspection frameworks, such as Ofsted requirements in the UK.
- **Sustainability:** Plan for long-term impact by embedding improvements into the college's culture and systems.



PRO TIP:

Leverage Data Effectively:

Use qualitative and quantitative data to inform decisions, set benchmarks, and identify trends.



Common Pitfalls to Avoid

- **Overloading the Plan** - Avoid setting too many goals; focus on a manageable number of priorities to ensure success.
- **Lack of Clarity** - Ensure objectives and actions are well-defined to avoid confusion and inconsistent implementation.
- **Ignoring Stakeholder Input** - Excluding key voices can lead to resistance and a lack of ownership from staff and the community.
- **Underestimating Resource Needs** - Failing to account for time, staff capacity, or financial constraints can derail progress.
- **Inadequate Monitoring** - Without regular reviews, it's difficult to track progress or identify when adjustments are needed.
- **Neglecting Communication** - Failing to share the plan with all stakeholders can lead to a lack of engagement and understanding.



PRO TIP:

Prioritise Professional Development:

Allocate resources for staff training to build capacity and ensure everyone is equipped to deliver on the plan's objectives.



Final Tips

- **Celebrate Achievements:** Acknowledge progress to maintain motivation and morale.
- **Be Flexible:** Be prepared to adapt your plan as circumstances change.
- **Use Technology:** Platforms like CollegeiP can streamline the planning, monitoring, and reporting process, saving time and enhancing collaboration.

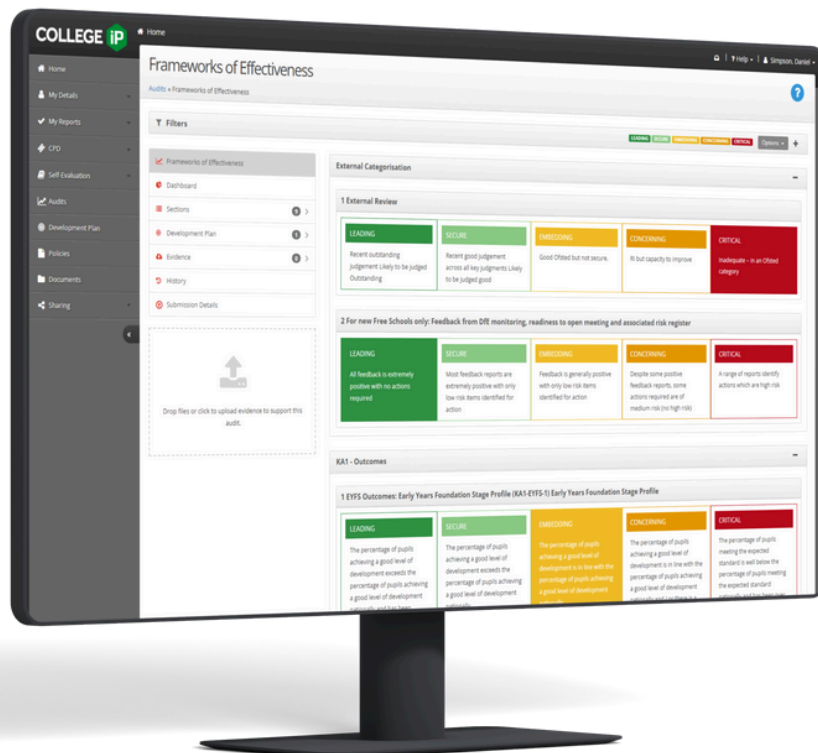
With careful planning, clear communication, and a commitment to continuous improvement, your College Improvement Plan can drive meaningful progress and set the stage for a successful academic year.



PRO TIP:

Use Technology to Simplify Processes:

Platforms like CollegeiP streamline documentation, tracking, and reporting, reducing administrative burdens and enabling leaders to focus on strategic priorities.



CollegeiP – the whole college improvement planning tool

What we do

The guidance outlined here seamlessly integrates with our CollegeiP system, a central hub for whole-college improvement. CollegeiP places improvement planning at the heart of your college's improvement, directly connecting it with the self-assessment process. By eliminating administrative burdens and enhancing transparency, CollegeiP empowers college leaders to focus on what truly matters—driving impactful change.

CollegeiP's intuitive platform simplifies performance data collection, saving significant time for college leaders and staff. This efficiency enables more time to be dedicated to leadership and strategic decision-making, ensuring that college improvement remains the core focus. Proven to enhance teaching and learning, CollegeiP supports colleges in achieving their goals effectively and sustainably.



Appraisals & Target Setting



Monitoring & Observations



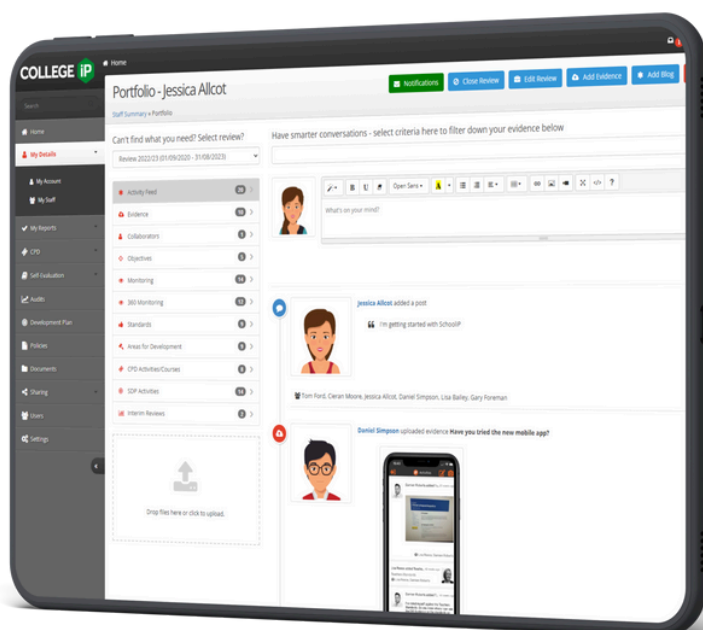
Courses & Activities



Standards & Competencies



Evidence Portfolio



Improvement Plans



College & Group Self-Assessment



Quality Assurance Audits



Policy Management



Comprehensive Reports



Contact Us



Website

www.derventioeducation.com/collegeip



Phone

0333 0433 450



E-mail

info@derventioeducation.com



Social Media

@CollegeiP



HQ address

St Andrew's House, Vernon Gate, Derby, DE1 1UJ